




ASSEMBLY INSTRUCTION

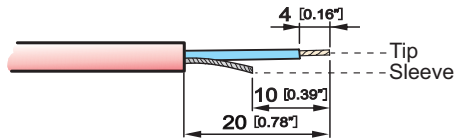
RP*RC | 6.35mm Finger Groove Right Angle Plug

Ⓐ

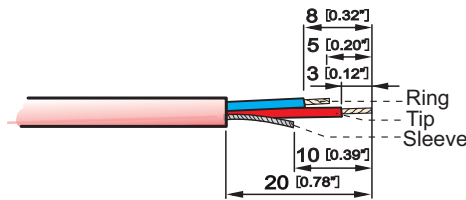


Ⓐ Slide the boot onto the cable.

RP2RC

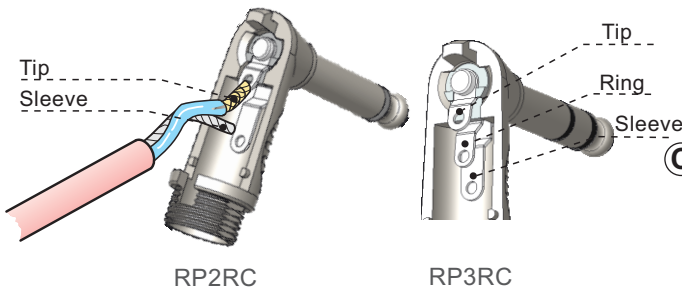


RP3RC



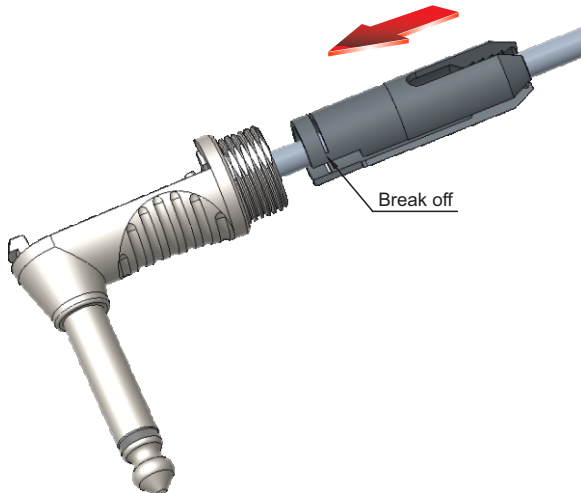
Ⓑ Prepare cable as shown.

Ⓒ



Ⓒ Solder the wires.

Ⓓ



Ⓓ Assemble the chuck.

Attention: When using cable O.D > 5.5mm, break off the marked part of the chuck .

6.35mm Finger Groove Right Angle Plug:
Find more details on
www.rean-connectors.com

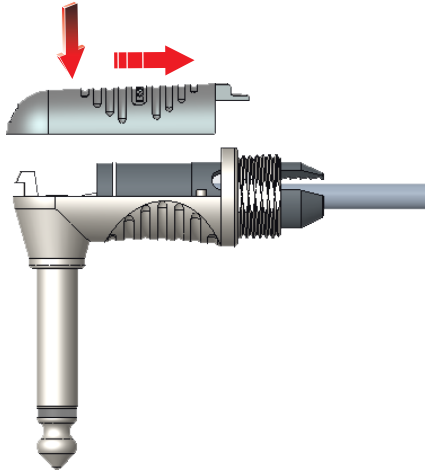


Neutrik AG	LI	T: +423 / 237 24 24	F: +423/232 53 93
Neutrik USA Inc.	USA	T: +1 704 / 972 3050	F: +1 704/438 9202
Neutrik (UK) Ltd.	UK	T: +44 1983 / 811 441	F: +44 1983/811 439
Neutrik Vertriebs GmbH	DE/NL/AT/DK	T: +49 8131 / 280 890	F: +49 8131/280 830

Neutrik France	FR	T: +33 1/4131 6750	F: +33 1/4131 0511
Neutrik Tokyo Ltd.	JP	T: +81 3/3663 4733	F: +81 3/3663 4796
Neutrik Hong Kong Ltd.	HK	T: +852/2687 6055	F: +852/2687 6052
Neutrik Trading Ltd.	CN	T: +0574/8825 0833	F: +0574/8826 5000


Draft. Nr.: NCN 011 | Update: 2021-03-17 | Data subject to change without prior notice. © 2021 REAN®. REAN® is registered trademark of Neutrik AG. ALL RIGHTS RESERVED.

Ⓔ



Ⓔ Put the cover onto the diecast body and push forward to align the position.

Ⓕ



Ⓕ Slide the bushing onto the housing thread and then tighten the bushing. **Attention: Tighten the bushing to the end of the thread .**

Ⓖ



Ⓖ Finish

6.35mm Finger Groove Right Angle Plug:
Find more details on
www.rean-connectors.com



Neutrik AG	LI	T: +423 / 237 24 24	F: +423/232 53 93	Neutrik France	FR	T: +33 1/4131 6750	F: +33 1/4131 0511
Neutrik USA Inc.	USA	T: +1 704 / 972 3050	F: +1 704/438 9202	Neutrik Tokyo Ltd.	JP	T: +81 3/3663 4733	F: +81 3/3663 4796
Neutrik (UK) Ltd.	UK	T: +44 1983 / 811 441	F: +44 1983/811 439	Neutrik Hong Kong Ltd.	HK	T: +852/2687 6055	F: +852/2687 6052
Neutrik Vertriebs GmbH	DE/NL/AT/DK	T: +49 8131 / 280 890	F: +49 8131/280 830	Neutrik Trading Ltd.	CN	T: +0574/8825 0833	F: +0574/8826 5000

Draft. Nr.: NCN 011 | Update: 2021-03-17 | Data subject to change without prior notice. © 2021 REAN®. REAN® is registered trademark of Neutrik AG. ALL RIGHTS RESERVED.