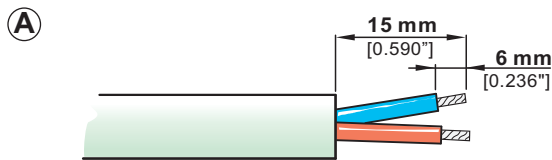


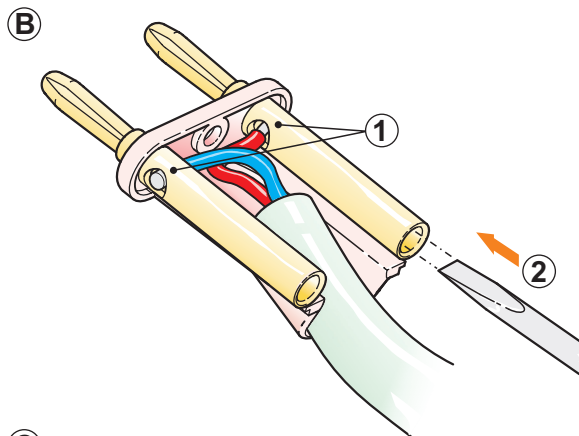


ASSEMBLY INSTRUCTION

NYS 508 | Dual Banana Plug



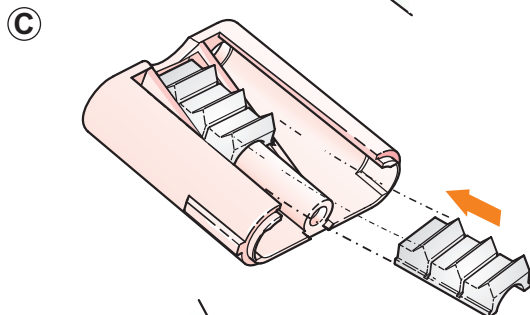
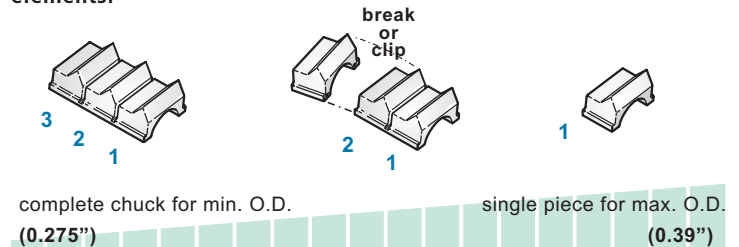
A Prepare cable as shown.



B Insert the wires ① into the terminals and fasten the screw with a flat screw driver #1 ②.

C Position the strain relief.

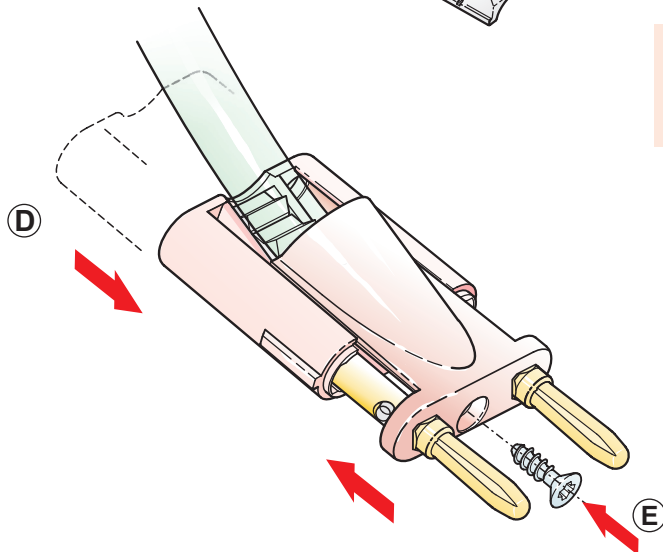
For different cable O.D. separate one (or two) of the three elements.



D Slide the body onto the shell.
Press together.

E Turn the screw into the housing and fasten it.

Attention:
Do not use as an AC power source!



NEUTRIK AG
NEUTRIK Zürich AG
NEUTRIK USA Inc.
NEUTRIK (UK) Ltd.

LI T: +423 / 237 24 24 F: +423 / 232 53 93
CH T: +41 44 / 736 5010 F: +41 44 / 736 5011
USA T: +1 732 / 901 9488 F: +1 732 / 901 9608
UK T: +44 1983 / 811 441 F: +44 1983 / 811 439

NEUTRIK Vertriebs GmbH DE/NL/AT T: +49 8131 / 280 890 F: +49 8131 / 280 830
NEUTRIK France FR T: +33 1 / 4131 6750 F: +33 1 / 4131 0511
NEUTRIK Tokyo Ltd. JP T: +81 3 / 3663 4733 F: +81 3 / 3663 4796
NEUTRIK Hong Kong Ltd. HK T: +852 / 2687 6055 F: +852 / 2687 6052

Draft. Nr.: BDA 122/ 3102M1211 | Update: 28.09.2009 | Data subject to change without prior notice. ©2009 NEUTRIK®. ALL RIGHTS RESERVED.

www.neutrik.com

NEUTRIK