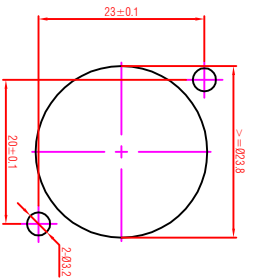
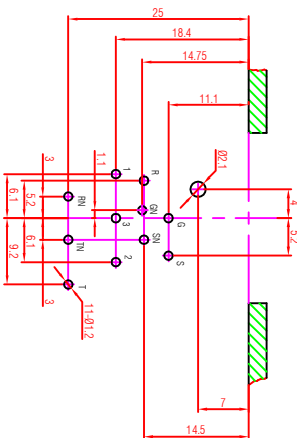


PANEL CUTOUT (FRONT SIDE)

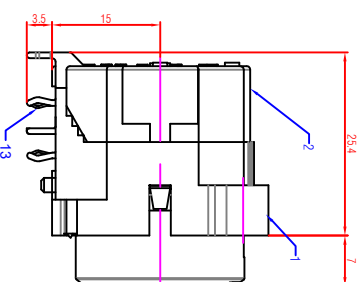
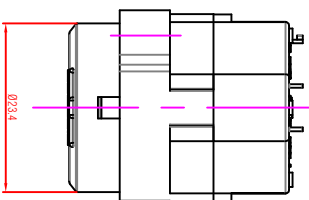
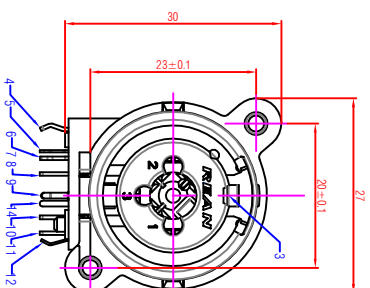


PCB LAYOUT (COMPONENT SIDE)



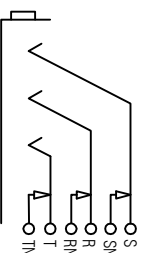
14	CONTACT (GN)	PHOSPHOR BRONZE, SILVER PLATED
13	CONTACT (3)	PHOSPHOR BRONZE, Ni+Au+Sn PLATED
12	CONTACT (1)	PHOSPHOR BRONZE, Ni+Au+Sn PLATED
11	CONTACT (R)	PHOSPHOR BRONZE, SILVER PLATED
10	CONTACT (RW)	PHOSPHOR BRONZE, SILVER PLATED
9	GROUND CONTACT (G)	PHOSPHOR BRONZE, SILVER PLATED
8	CONTACT (SN)	PHOSPHOR BRONZE, SILVER PLATED
7	CONTACT (TN)	PHOSPHOR BRONZE, SILVER PLATED
6	CONTACT (S)	PHOSPHOR BRONZE, SILVER PLATED
5	CONTACT (2)	PHOSPHOR BRONZE, Ni+Au+Sn PLATED
4	CONTACT (T)	PHOSPHOR BRONZE, SILVER PLATED
3	SPRING	STEEL, HEAT TREATMENT
2	COVER	PA6
1	HOUSING	PA6

NO.	PART NAME	MATERIAL	Rev.	Revision Details	Date	Drawn By	Checked By	Approved By	Date	Name

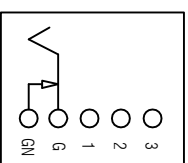


NORMALLING SCHEMES

JACK - NORMALLING



XLR



RCJ10FH-H-0



REVISION IS THE PROPERTY OF LINK.
 NOT BE REPRODUCED OR TRANSMITTED IN ANY FORM OR BY ANY MEANS, WITHOUT PERMISSION IN WRITING FROM THE OWNER.

Material: Scale: Date: Name:
 2 : 1 (A3) Approved: 2014.02.28
 Drawn By: 1
 Checked: 1
 Approved: 1
 Drawn No: 1